

# Goods & Services Tax (GST)

## Validation of GST Registration ID

June 2017



d h r u v a

Step 1: Login to <https://services.gst.gov.in/services/check-registration-status>

Step 2: Enter State Name (Refer Next Slide)


Step 3: Enter either of the following:

- a. Service tax registration number (15 digits) or
- b. GST Provisional ID (15 digits)
- c. Permanent Account Number (PAN) (10 digits)

Step 4: Type 6 digit character provided in the image (provided in the GST website)

# Step 1: GST Website - GST Registration Status

Skip to Main Content A+ A-

 Goods and Services Tax [Login](#)

[Home](#) > [Check Registration Status](#)


### Check Registration Status

• indicates mandatory fields

State •

ID Type •

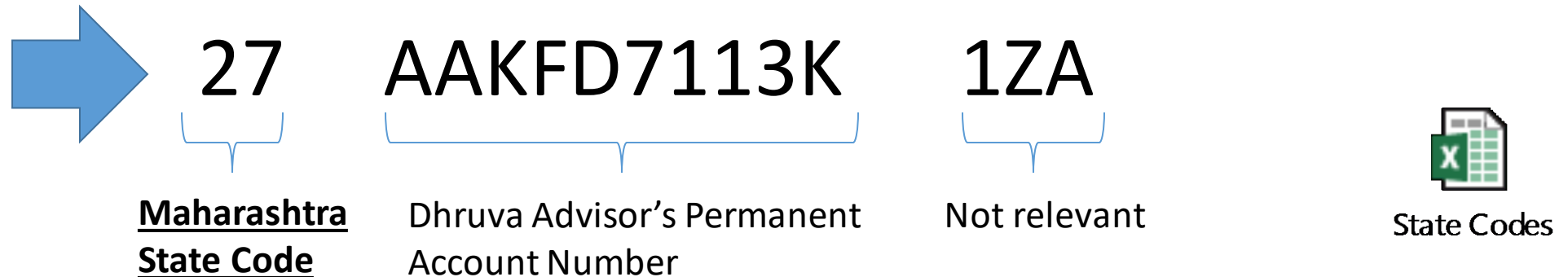
Type the characters you see in the image below •



## Step 2: How to identify State of a Party

- The Party may have multiple GST registration numbers depending on its operations in each State
- Company should obtain GST Registration of the Party's principal place of business / Head office
- To identify State, we have illustrated Dhruva Advisors LLP registration number:

Dhruva Advisors LLP ('Dhruva') has operations in four States in India and has four GST registrations (one in each State). Dhruva's Head office is located in Mumbai, Maharashtra. Dhruva's Maharashtra Provisional GST Registration ID is 27AAKFD7113K1ZA.



- Based on the State Code of Party's GST Registration number, Company can select Maharashtra as State name
- For State wise codes, please refer excel sheet attached

## Step 3: Selecting Customer Relevant ID

---

- Company can obtain following details from the Party
  - Provisional / Migrated GST Registration Number
  - Service tax registration number
  - Permanent Account Number
  
- Advisable to obtain PAN number and GST Number of the Party for verification
  
- To identify or verify GST registration number of the Party, see illustration in the next slide

# Step 3: Selecting Provisional ID for verification

**Goods and Services Tax**

Home > Check Registration Status

### Check Registration Status

• indicates mandatory fields

State •  
Maharashtra

ID Type •  
Provisional ID

Provisional ID •  
27AAKFD7113K1ZA

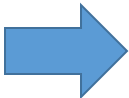
Type the characters you see in the image below •  
767601

**SUBMIT**

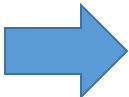
<b>Provisional ID</b> 27AAKFD7113K1ZA	<b>Registration Number</b> AAKFD7113KSD001	<b>Legal Name</b> DHURVA ADVISORS LLP	<b>Status</b> Migrated
--	---	--	---------------------------

**GST Registration No.**      **Service tax Registration No.**

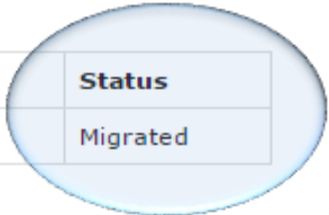
GST Provisional ID



Enter 6 digit character in the image



15 digit GST ID



**Status shows that it has migrated its registration under GST**

# Step 3: Selecting PAN for verification

Home > Check Registration Status

### Check Registration Status


• indicates mandatory fields

State •  
Maharashtra

ID Type •  
Permanent Account Number (PAN)

Permanent Account Number (PAN) •  
AAKFD7113K

Type the characters you see in the image below •  
443295



SUBMIT

Provisional ID	Registration Number	Legal Name	Status
27AAKFD7113K2Z9	27975294693V	DHRUVA ADVISORS LLP	Provisional
27AAKFD7113K1ZA	AAKFD7113KSD001	DHRUVA ADVISORS LLP	Migrated

**PAN** → ID Type

→ **10 digit PAN**

→ **Enter 6 digit character in the image**

**GST Registration No.** → 27AAKFD7113K1ZA

**VAT Registration No.** → 27975294693V

**Service tax Registration No.** → AAKFD7113KSD001

**Consider GST No. which is migrated to GST Network** → Migrated

- Indian Government has provided the link to check the status of the GST registration i.e. whether it is provisional (allotted to taxpayer by tax authorities however has not migrated taxpayer by making the application with relevant Company details) or is migrated (taxpayer has filled the application with relevant Company details to the GST website)
- The migrated GST ID is going to be the permanent GST ID once GST is implemented
- In case taxpayer who has been allotted provisional GST ID does not migrate, the tax authorities would cancel their provisional GST number by July 2017. Once cancelled, the taxpayer would be required to file new registration application (if he intends to obtain). The GST number can be different from the provisional ID earlier allotted. However, the format of the ID would be same, it would start with State code (2 digits) followed by PAN (10 digits) and additional 3 digits
- Once GST is implemented in July 2017, it needs to be seen whether the same link can be used for verification of GST ID of any taxpayer



## Mumbai

1101, One India Bulls Centre,  
11th Floor, Tower 2B,  
841, Senapati Bapat Marg,  
Elphinstone Road (West),  
Mumbai 400 013  
Tel:+91 22 6108 1000 / 1900  
Fax:+91-22-6108 1001

## Ahmedabad

B3, 3rd Floor, Safal Profitaire,  
Near Auda Garden,  
Praladnagar, Corporate Road,  
Ahmedabad - 380 015  
Tel: +91-79-6134 3434  
Fax: +91-79-6134 3477

## Bengaluru

Prestige Terraces, 2nd Floor  
Union Street, Infantry Road,  
Bengaluru 560 001  
Tel: +91-80-4660 2500  
Fax: +91-80-4660 2501

## Delhi / NCR

101 & 102, 1st Floor, Tower 4B  
DLF Corporate Park  
M G Road, Gurgaon  
Haryana - 122 002  
Tel: +91-124-668 7000  
Fax: +91-124-668 7001

## Singapore

Dhruva Advisors (Singapore) Pte. Ltd.  
20 Collyer Quay,  
#23-01,  
Singapore - 049319  
Tel: +65 9105 3645

Follow us on:





[www.dhruvaadvisors.com](http://www.dhruvaadvisors.com)

**Confidential:** This document is for your internal use only and may not be copied or distributed to any third party

© 2017 Dhruva Advisors LLP